

Message from Lacombe City Council

Council and City Administration are pleased to provide Lacombe residents with an overview of municipal expenditures for 2019. As elected officials, we take our role as fiscal stewards seriously, and we commit to do our very best, on behalf of residents, to manage municipal resources in a responsible manner.

Our strength has always been in working together to succeed together. Your Council, together with City staff, are working diligently to maintain and deliver essential services and programs that protect and enhance the quality of life for residents at a reasonable cost.

A major tool we use to guide municipal budgeting is the Annual Budget and Taxation Preparation Policy, recently updated based on Council's 2018-2022 Strategic Plan.

This updated policy includes Council's desire to align future tax rate increases with the Alberta Consumer Price Index (CPI), and community growth. The CPI measures the year-over-year price increase that Albertans have paid over a range of products and services.

The City uses the June 30 Alberta Consumer Price index as the targeted property tax increase. The CPI date is also consistent with the date used in the City's employee compensation policy, which indicates the estimated cost of living allowance for employees.

Aligning the future tax increases with CPI should allow administration to keep pace with the rising cost of delivery for services to the residents of Lacombe, without placing undue burden on the taxpayer.




In closing, this Council is committed to the prudent stewardship of public resources. Lacombe is growing in a sustainable fashion, and providing a great quality of life for residents and a warm, welcoming experience for visitors.

We hope this brochure helps you understand how your tax dollars are being spent. We look forward to hearing from you.

Sincerely,

Mayor Grant Creasey



Average Lacombe Home Property Tax Bill

A house valued at \$380,006 will pay \$3009* in annual municipal tax.

Monthly taxes \$251*

**excludes school and lodge requisitions*

Services you will receive for \$251 per month

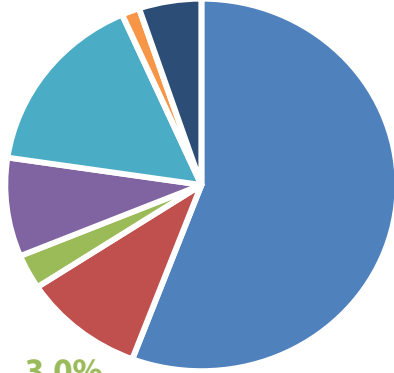
Recreation Facilities & Parks	\$56.03	Land Use Planning & Land Development	\$9.09
Roads, Sidewalks & Storm Management	\$54.85	Public Transit- BOLT & Lacombe Connex	\$4.74
Police	\$48.07	Family & Community Support Services	\$2.93
General Government	\$37.79	Emergency Management & Enforcement	\$2.21
Fire	\$12.62	Culture	\$0.96
Library	\$10.56	Airport	\$0.35
Economic Development, Tourism, Communications & Marketing	\$9.66	Cemetery	\$0.92

2019 Budget Year

Operating \$26.6 million

Where the money will come from:

- 55.7%**
Net Property Taxes
\$14.82 million
- 16.0%**
Reserve Contribution & Internal Recoveries
\$4.26 million
- 10.0%**
Grants & Franchise Fees
\$2.6 million
- 8.6%**
Goods & Services Sold
\$2.2 million

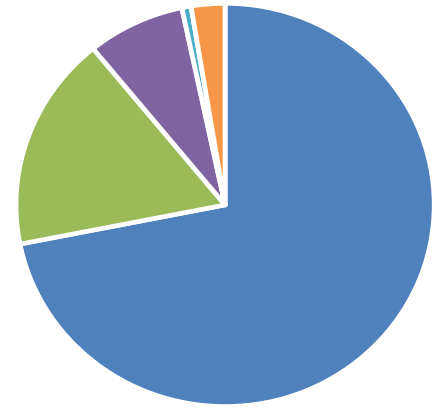


- 3.0%**
Permits, Fines & Licenses
\$799,755
- 5.1%**
Other
\$1.3 million
- 1.5%**
Interest & Penalties
\$392,144

Capital \$13.7 million

*Where the money will be spent:

- 71%**
Transportation
\$4.54 million
- 7%**
Recreation & Culture
\$477,610
- 17%**
Water/Wastewater
1.09 million
- 2%**
Protective Services
\$45,000
- 3%**
General Government
\$165,000

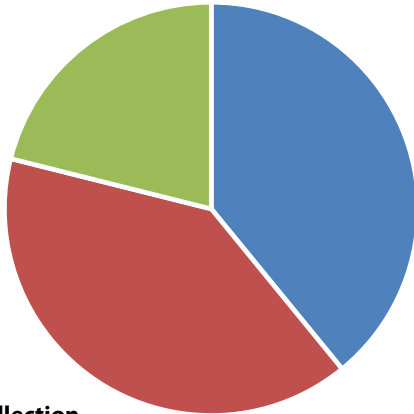


*Funded by grants, borrowing and reserves.

Utilities

Water, Wastewater & Solid Waste \$12.15 million

- 39%**
Water Treatment & Distribution
\$4.75 million
- 40%**
Wastewater Collection & Treatment
\$4.83 million
- 21%**
Solid Waste & Recycling Collection
\$2.56 million



Operating & Utility Allocations \$33.2 million

How the money will be spent:

- 37.2%**
Wages & Benefits
\$14.46 million
- 17.1.3%**
Reserve Contribution & Internal Recoveries
\$6.74 million
- 14.3%**
Goods & Services
\$5.54 million
- 20.1%**
Funding to Others
\$7.77 million
- 6.6%**
Debt & Banking
\$2.54 million
- 3.6%**
Utilities
\$1.4 million



Did You Know? Typical water/wastewater and solid waste utility charges for a family of four is \$180.93. This includes basic fees of \$78.53 and average monthly water usage of 20 m³.

How will your 2019 property tax money be spent?

Total property tax = \$14.82 million

Your 2019 property taxes will be allocated as follows:

Recreation Facilities and Parks	3,311,961	22.34%
Road, Sidewalk & Storm Management Services	3,242,608	21.87%
Police	2,841,571	19.17%
General Government (Council, Administration & Information Services)	2,223,976	15.07%
Fire	746,177	5.03%
Library Services	624,313	4.21%
Economic Development, Tourism, Communications & Marketing	571,268	3.85%
Land Use Planning & Land Development	537,318	3.62%
Public Transit	280,085	1.89%
Family & Community Support Services (FCSS)	173,459	1.17%
Emergency Management and Enforcement Services	130,654	0.88%
Culture Services	56,473	0.40%
Airport	20,829	0.14%
Cemetery	54,154	0.40%
Total	14,824,846	100.0%